

New Product Introduction Notification

Date	Feb. 28, 2008
Product Change #	PIN_030308A
Documented By	Bryan Thompson, R&D
Approved By	Lanny Smith
Date Available	March 3, 2008

Model Introduced: Aluminum Bench

Aluminum Bench 15in wide 24ft long

Part# **A2056**

Aluminum Bench 23in wide 24ft long

Part# **A2058**

Aluminum Bench 15in wide hardware parts kit

Part# **A2059**

Aluminum Bench 23in wide hardware parts kit

Part# **A2060**

New Features: An aluminum bench that will cover deck mount systems. The 15in bench is 15in x 15in inside dimension. The 23in bench is 23in x 15in inside dimension.

Description of Features:



New Product Introduction Notification

Date	Feb. 28, 2008
Product Change #	PIN_030308B
Documented By	Bryan Thompson, R&D
Approved By	Lanny Smith
Date Available	March 3, 2008

Model Introduced: Eclipse Deck Mounting Feet

Eclipse Deck Mount foot

Part# **M4661**

Eclipse Deck Mount foot set of two

Part# **A2049**

New Features: This mounting foot will help stabilize the Eclipse Deck mechanism. It will not fit on the non motor end bracket assembly. It is an optional part when ordering a deck system.

Description of Features:



New Product Introduction Notification

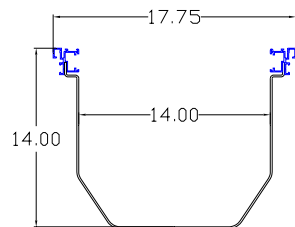
Date	April 1, 2008
Product Change #	PIN_040108A
Documented By	Bryan Thompson, R&D
Approved By	Lanny Smith
Date Available	April 10, 2008

Model Introduced: Polymer Housing 308

- | | |
|---|--------------------|
| Polymer Housing Assembly 308 24ft kit Only(order mounting kit separately) | Part# A2150 |
| Polymer Housing 308 Mounting kit UG VL | Part# A2094 |
| Polymer Housing 308 Mounting kit UG Gunitite | Part# A2203 |
| Polymer Housing 308 Mounting kit RT(for Gunitite and VL pool) | Part# A2204 |
| Polymer Housing 308 2ft Extension with splice | Part# A2205 |
| Polymer Housing 308 4ft Extension with splice | Part# A2206 |
| Polymer Housing 308 8ft Extension with splice | Part# A2207 |

New Features: This is a new style of polymer housing. The current style of polymer housing will not be available once this style is released.

Description of Features:



New Product Introduction Notification

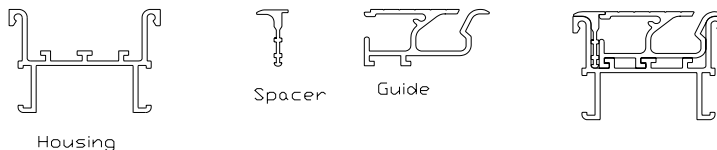
Date	April 1, 2008
Product Change #	PIN_040108B
Documented By	Bryan Thompson, R&D
Approved By	Lanny Smith
Date Available	May 5, 2008

Model Introduced: Recessed Horizontal Guide 308

Guide RHG 308 (recessed horizontal all metal) w/ shim GRAY 22ft	Part# A2123
Guide RHG 308 (recessed horizontal all metal) w/ shim 22ft TAN	Part# A2124
Guide package RHG 308 (all metal) (4 guides, pulleys, guide feed) GRAY	Part# A2143
Guide package RHG 308 (all metal) (4 guides, pulleys, guide feed) TAN	Part# A2144
Protector for RHG 308 22 ft White	Part# X0865

New Features: This is the new style Recessed Horizontal Guide 308 (RHG 308). It will come in gray and tan. The housing comes only in gray but the guide and spacer will come in both colors. The curve track will also come in gray and tan but will only be 3ft long instead of 4ft. We are going to use up the old style RHG before shipping the new style.

Description of Features:



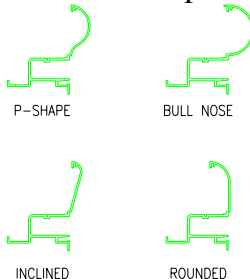
New Product Introduction Notification

Date	April 1, 2008
Product Change #	PIN_040108C
Documented By	Bryan Thompson, R&D
Approved By	Lanny Smith
Date Available	April 14, 2008

Model Introduced: One Piece Copings

Encapsulation kit 403 16 x 32 One Piece ROUNDED EDGE 4in tall	Part# A2084
Encapsulation kit 403 18 x 36 One Piece ROUNDED EDGE 4in tall	Part# A2083
Encapsulation kit 403 20 x 40 One Piece ROUNDED EDGE 4in tall	Part# A2086
Encapsulation kit 403 16 x 32 One Piece INCLINED 4in tall	Part# A2078
Encapsulation kit 403 18 x 36 One Piece INCLINED 4in tall	Part# A2077
Encapsulation kit 403 20 x 40 One Piece INCLINED 4in tall	Part# A2079
Encapsulation kit 403 16 x 32 One Piece P-SHAPE 4in tall	Part# A2081
Encapsulation kit 403 18 x 36 One Piece P-SHAPE 4in tall	Part# A2080
Encapsulation kit 403 20 x 40 One Piece P-SHAPE 4in tall	Part# A2082
Encapsulation kit 403 16 x 32 One Piece BULL NOSE 4in tall	Part# A2087
Encapsulation kit 403 16 x 32 One Piece BULL NOSE 4in tall	Part# A2089
Encapsulation kit 403 20 x 40 One Piece BULL NOSE 4in tall	Part# A2088

New Features: We have four new one piece coping shapes: Rounded, Inclined, P-shape and Bull nose. The shapes are all 4in tall from the pool wall to the top of the coping. The kits are made up of 12ft and 8ft lengths of coping instead of the 21ft lengths. The kits are design this way to make them as cost effective as possible. All of the above kits will require four corners, even for a 90 degree pool. All corners will have the same size piece of coping on it. For example the 2ft radius corner and the 3in chopped corner will have a 2ft piece of coping, but one will have a 2ft radius plate in the corner and the other will have a 3in chopped piece in the corner. We will also not have corner kits with 4 corners in them. You will have to order each of the corners separately. Please see the attached spread sheet for a list of the corners and part numbers.



Description of Features:

Pt #	Description
A2176	Corner one piece BULL NOSE 308 2 ft rad ME LEFT
A2177	Corner one piece BULL NOSE 308 2 ft rad ME RIGHT
A2178	Corner one piece BULL NOSE 308 2 ft rad NME
A2183	Corner one piece BULL NOSE 308 3in chopped ME LEFT
A2184	Corner one piece BULL NOSE 308 3in chopped ME RIGHT
A2185	Corner one piece BULL NOSE 308 3in chopped NME
A2251	Corner one piece BULL NOSE 308 3in chopped NME FOR CORNER STEP
A2180	Corner one piece BULL NOSE 308 6in rad ME LEFT
A2181	Corner one piece BULL NOSE 308 6in rad ME RIGHT
A2182	Corner one piece BULL NOSE 308 6in rad NME
A2187	Corner one piece BULL NOSE 308 90 degree corner ME LEFT
A2186	Corner one piece BULL NOSE 308 90 degree corner ME RIGHT
A2179	Corner one piece BULL NOSE 308 90 degree NME
A2156	Corner one piece Inclined 308 2 ft rad ME LEFT
A2157	Corner one piece Inclined 308 2 ft rad ME RIGHT
A2158	Corner one piece Inclined 308 2 ft rad NME
A2163	Corner one piece Inclined 308 3in chopped ME LEFT
A2162	Corner one piece Inclined 308 3in chopped ME RIGHT
A2164	Corner one piece Inclined 308 3in chopped NME
A2252	Corner one piece Inclined 308 3in chopped NME FOR CORNER STEP
A2159	Corner one piece Inclined 308 6in rad ME LEFT
A2160	Corner one piece Inclined 308 6in rad ME RIGHT
A2161	Corner one piece Inclined 308 6in rad NME
A2188	Corner one piece Inclined 308 90 degree corner ME LEFT
A2189	Corner one piece Inclined 308 90 degree corner ME RIGHT
A2165	Corner one piece Inclined 308 90 degree NME
A2166	Corner one piece P SHAPE 308 2 ft rad ME LEFT
A2167	Corner one piece P SHAPE 308 2 ft rad ME RIGHT
A2168	Corner one piece P SHAPE 308 2 ft rad NME
A2173	Corner one piece P SHAPE 308 3in chopped ME LEFT
A2174	Corner one piece P SHAPE 308 3in chopped ME RIGHT
A2175	Corner one piece P SHAPE 308 3in chopped NME
A2253	Corner one piece P SHAPE 308 3in chopped NME FOR CORNER STEP
A2170	Corner one piece P SHAPE 308 6in rad ME LEFT
A2171	Corner one piece P SHAPE 308 6in rad ME RIGHT
A2172	Corner one piece P SHAPE 308 6in rad NME
A2190	Corner one piece P SHAPE 308 90 degree corner ME LEFT
A2191	Corner one piece P SHAPE 308 90 degree corner ME RIGHT
A2169	Corner one piece P SHAPE 308 90 degree NME
A2103	Corner one piece rounded 308 2 foot radius ME LEFT
A2102	Corner one piece rounded 308 2 foot radius ME RIGHT
A2104	Corner one piece rounded 308 2 foot radius NME
A2154	Corner one piece rounded 308 3in chopped ME LEFT
A2153	Corner one piece rounded 308 3in chopped ME RIGHT
A2155	Corner one piece rounded 308 3in chopped NME
A2254	Corner one piece rounded 308 3in chopped NME FOR CORNER STEP

Provided courtesy of Coverstar Central ~ 317-841-7727 ~ Toll Free 800-307-7727

www.coverstarcentral.com

A2108 Corner one piece rounded 308 6 inch radius ME LEFT
A2107 Corner one piece rounded 308 6 inch radius ME RIGHT
A2109 Corner one piece rounded 308 6 inch radius NME
A2192 Corner one piece rounded 308 90 degree corner ME LEFT
A2193 Corner one piece rounded 308 90 degree corner ME RIGHT
A2105 Corner One Piece Rounded 308 90 degree NME